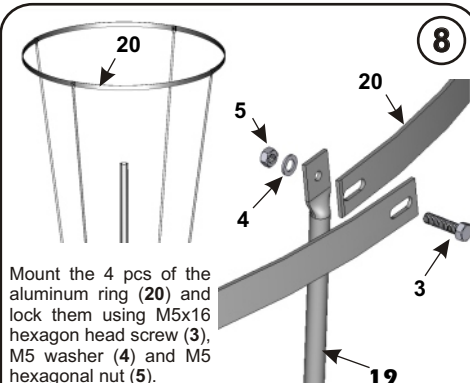
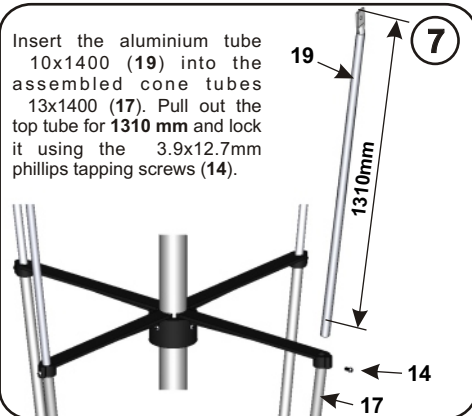
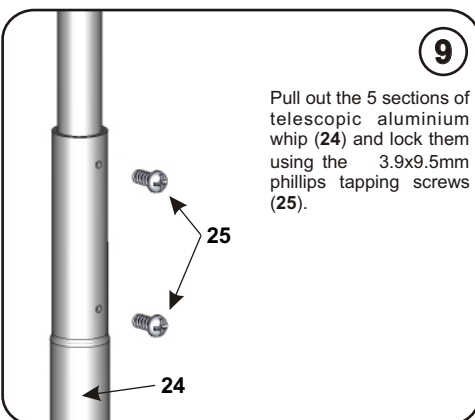


## MOUNTING INSTRUCTIONS

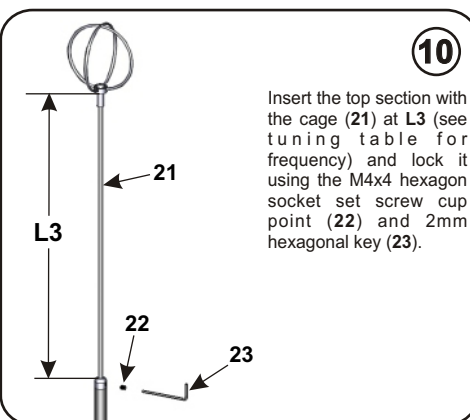
Insert the aluminium tube 10x1400 (19) into the assembled cone tubes 13x1400 (17). Pull out the top tube for 1310 mm and lock it using the 3.9x12.7mm phillips tapping screws (14).



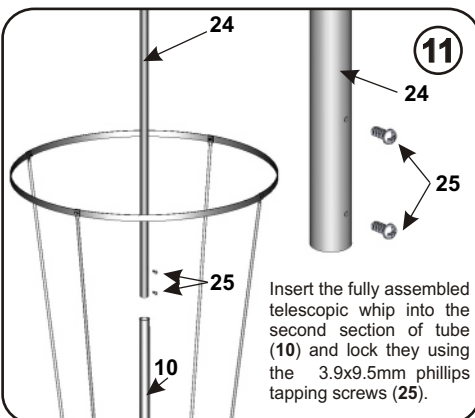
Mount the 4 pcs of the aluminum ring (20) and lock them using M5x16 hexagon head screw (3), M5 washer (4) and M5 hexagonal nut (5).



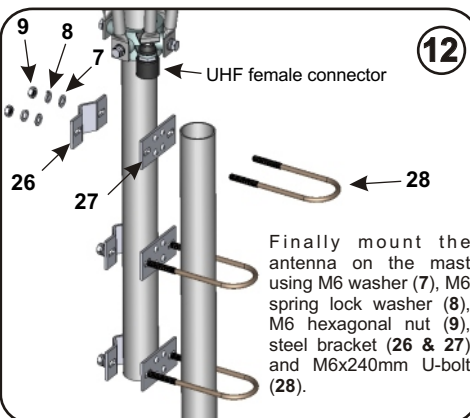
Pull out the 5 sections of telescopic aluminium whip (24) and lock them using the 3.9x9.5mm phillips tapping screws (25).



Insert the top section with the cage (21) at L3 (see tuning table for frequency) and lock it using the M4x4 hexagon socket set screw cup point (22) and 2mm hexagonal key (23).



Insert the fully assembled telescopic whip into the second section of tube (10) and lock them using the 3.9x9.5mm phillips tapping screws (25).



Finally mount the antenna on the mast using M6 washer (7), M6 spring lock washer (8), M6 hexagonal nut (9), steel bracket (26 & 27) and M6x240mm U-bolt (28).



**SIRIO**  
antenne

HI-QUALITY ANTENNAS MADE IN ITALY

© Copyright SIRIO antenne - Technical Data are subjected to change - Printed in ITALY - Rev. 06/03/2009 - Cod. ID041, pag. 4/4

## NEW VECTOR 4000

27...28.5 MHz CB & 10m band Base Station Antenna

### DESCRIPTION

3/4 Base station antenna working on CB and 10m band. Made of telescopic anti-corodal aluminium tubes. Its long and robust whip allows perfect performances and very good connections at long distances too.

### SPECIFICATIONS

#### TECHNICAL DATA


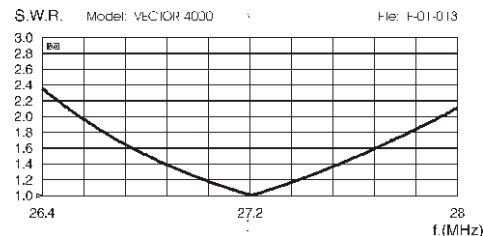
##### Electrical Data

Type	: 3/4 Coaxial J-pole
Frequency range	: 27...28.5 MHz tunable
Impedance	: 50
Radiation (H-plane)	: 360° omnidirectional
Polarization	: Vertical
Gain	: 2 dBd, 4.15 dBi
Bandwidth @ SWR 2)	: 1400 KHz (120 channel)
SWR @ res. freq.	: 1.2
Max Power	: 1000 Watts continuous 3000 Watts short time
Feed system	: Gamma match
Connector	: UHF-female

##### Mechanical Data

Materials	: Aluminium, Steel, Brass, Nylon
Wind resistance	: 130 Km/h
Length (approx.)	: 8480 mm
Weight (approx.)	: 4700 gr
Mounting Mast	: 35-42 mm

TYPICAL S.W.R. RESPONSE



**SIRIO**  
antenne

HI-QUALITY ANTENNAS MADE IN ITALY

## TUNING TABLE

Freq. (MHz)	L1 (mm)	L2 (mm)	L3 (mm)
Ch.19 CB 27.185	930	630	640
27.5	890	620	630
28.0	870	623	633
10m band 28.5	840	618	628
300			

For the best tuning, please adjust only the gamma match L2 with an SWR-Meter, about indicated range.

**REMARK:** use a good coax cable like RG-8 or RG-213 as short as possible to get the best performance and we recommend to mount your antenna as far as possible from metall roofs, walls, power lines and other antennas.

### Mounting needed tools:

- n. 1 tape rules (meter)
- n. 1 screwdriver cross point
- n. 1 10mm open key
- n. 2 8mm open key

### Parts List

Pos	Q.ty	Description
1	1	aluminium bracket
2	1	33.5x37x1400mm alu. tube with connector first section
3	6	M5x16 hexagon head screws
4	6	M5 washer
5	6	M5 hexagonal nuts
6	1	gamma match assembly
7	11	M6 washer
8	11	M6 spring lock washer
9	7	M6 hexagonal nuts
10	1	30.5x33x1400mm alu. tube second section
11	1	36-39mm hose clamp
12	1	Plastic fixing ring
13	4	Plastic arms
14	8	3.9x12.7 tapping screws
15	1	M6x10 hexagon socket set screw
16	1	3mm hexagonal key
17	4	11x13x1400mm alu. tube (cone bottom side)
18		M6x12 hexagon head screws
19	4	8x10x1400mm alu. tube (cone top side)
20	4	aluminium ring section
21	1	top section with cage
22	1	M4x4 hexagon socket set screw cup point
23	1	2mm hexagonal key
24	1	5 sections telescopic aluminium whip
25	10	3.9x9.5 tapping screws
26	3	30x65mm steel "V" bracket
27	3	30x65mm steel "flat" bracket
28	3	M6x240mm U-bolt

## MOUNTING INSTRUCTIONS

