

SA 270 SN

Features:

- # Base station antenna, Omnidirectional
- # Dual-band
- # VHF Low-gain, UHF Medium-gain
- # Protection from static discharges DC-Ground
- # Stainless steel hardware and radials
- # Equipped with anodized aluminium bracket for an easy side mast installation
- # High quality whip made of brass and copper protected by fiberglass tube

Specifications

Electrical Data

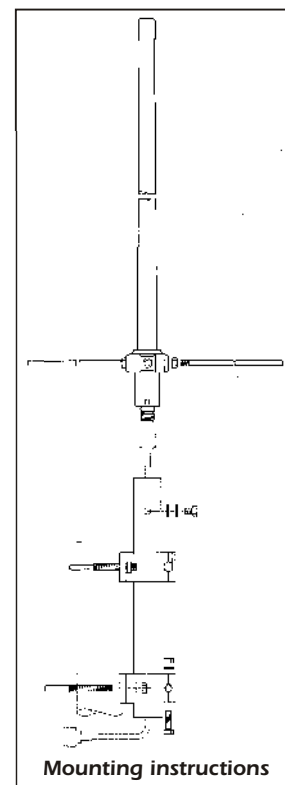
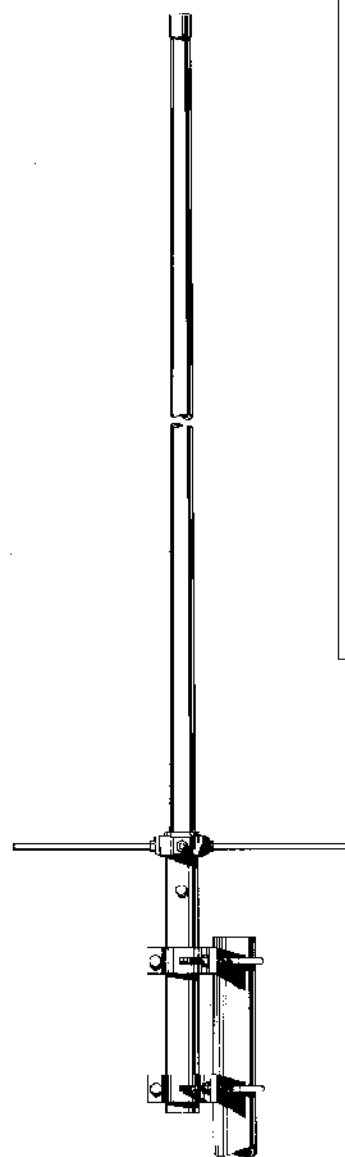
Type VHF 1/2 UHF 2 x 5/8 Colinear
 Design frequency
 VHF 145 MHz
 UHF 435 MHz
 Impedance 50 Unbalanced
 Radiation (H-plane) 360° Omnidirectional
 Radiation (E-plane)
 VHF Beamwidth at -3 dB = 68°
 UHF Beamwidth at -3 dB = 36°
 Radiation angle deg. 0°
 Polarization Vertical
 Gain
 VHF 1 dBd - 3.15 dBi
 UHF 3.3 dBd - 5.45 dBi
 Bandwidth at V.S.W.R. 2:1
 VHF 5.5 MHz
 UHF 17.2 MHz
 V.S.W.R. at res. freq. 1.2 : 1
 Max Power 200 Watts
 Feed System / Position Transformer DC-ground/ Base
 Connection N-Female Gold Plated

Mechanical Data

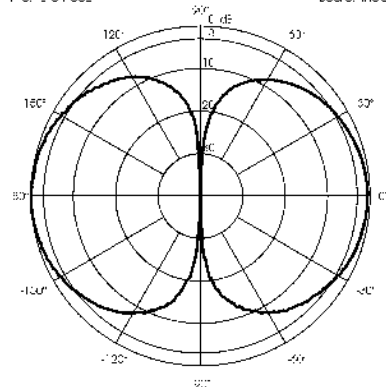
Materials Glass Fibre, Aluminium, Stainless Steel, Brass
 Wind Load / Resistance 37 N at 150 Km/h / 200 Km/h
 Wind Surface 0.03 m²
 Height (approx.) 1325 mm
 Weight (approx.) 810 gr
 Radial length 170 mm
 Mounting Mast 35-54 mm

code 2106420.00

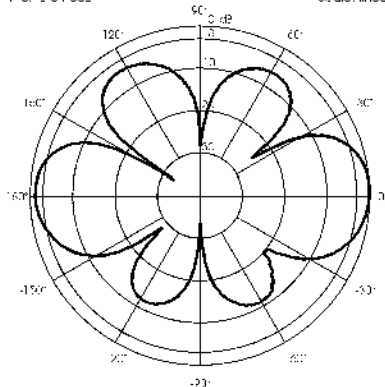
**SA 270 SN is available for USA ham band
(146 & 445 MHz)**



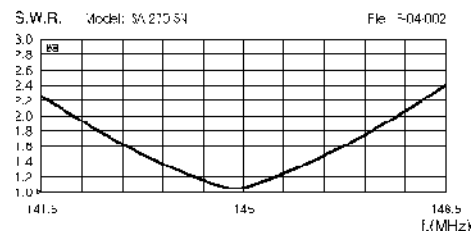
TYPICAL RADIATION PATTERN in E-plane at 145 MHz
 Fig. 04.002 Scale: linear



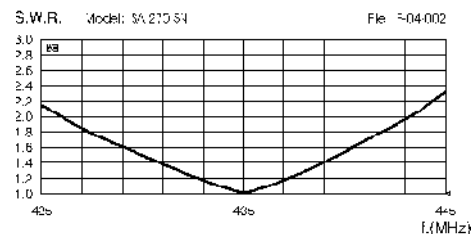
TYPICAL RADIATION PATTERN in E-plane at 435 MHz
 Fig. 04.002 Scale: linear



TYPICAL S.W.R. RESPONSE



TYPICAL S.W.R. RESPONSE



SA 270 MN

Features:

- # Base station antenna, Omnidirectional
- # Dual-band
- # VHF Low-gain, UHF High-gain
- # Protection from static discharges
DC-Ground
- # Stainless steel hardware and radials
- # Equipped with anodized aluminium
bracket for an easy side mast installation
- # High quality whip made of brass and
copper protected by fiberglass tube

Specifications

Electrical Data

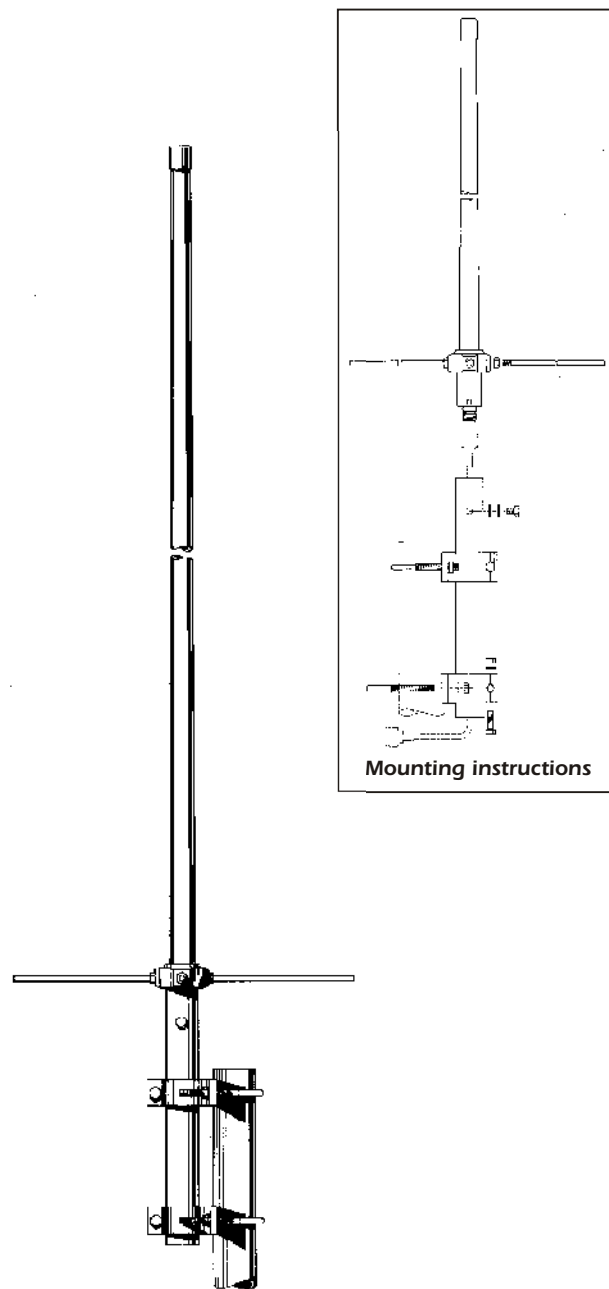
Type VHF 6/8 UHF 3 x 5/8 Colinear
Design frequency
VHF 145 MHz
UHF 435 MHz
Impedance 50 Unbalanced
Radiation (H-plane) 360° Omnidirectional
Radiation (E-plane)
VHF Beamwidth at -3 dB = 61°
UHF Beamwidth at -3 dB = 30°
Radiation angle deg. 0°
Polarization Vertical
Gain
VHF 2 dBd - 4.15 dBi
UHF 4.2 dBd - 6.35 dBi
Bandwidth at V.S.W.R. 2:1
VHF 6 MHz
UHF 17.2 MHz
V.S.W.R. at res. freq. 1.2 : 1
Max Power 200 Watts
Feed System / Position Transformer DC-ground/ Base
Connection N-Female Gold Plated

Mechanical Data

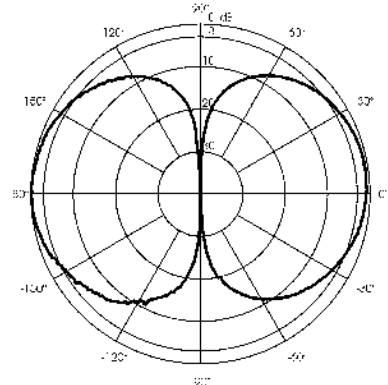
Materials Glass Fibre, Aluminium, Stainless Steel, Brass
Wind Load / Resistance 56 N at 150 Km/h / 180 Km/h
Wind Surface 0.05 m²
Height (approx.) 1780 mm
Weight (approx.) 900 gr
Radial length 170 mm
Mounting Mast 35-54 mm

code 2103420.00

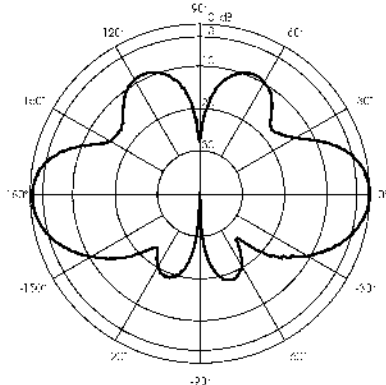
**SA 270 MN is available for USA ham band
(146 & 445 MHz)**



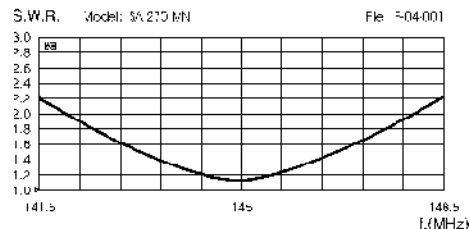
TYPICAL RADIATION PATTERN in E-plane at 145 MHz
File: 2104001 Scale: linear



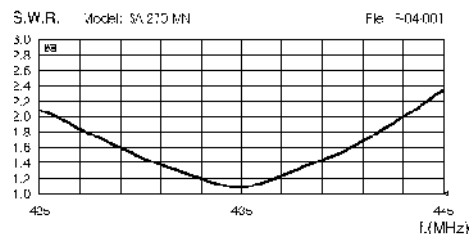
TYPICAL RADIATION PATTERN in E-plane at 435 MHz
File: 2104001 Scale: linear



TYPICAL S.W.R. RESPONSE



TYPICAL S.W.R. RESPONSE



SA 270 LN

Features:

- # Base station antenna, Omnidirectional
- # Dual-band
- # VHF Medium-gain, UHF High-gain
- # Protection from static discharges DC-Ground
- # Stainless steel hardware and radials
- # Fiberglass whip made of two conic sections jointed by ABS parts for distortion free radiation diagram
- # High quality whip made of brass and copper protected by fiberglass tube

Specifications

Electrical Data

Type VHF 2 x 5/8 Colinear, UHF 5 x 5/8 Colinear
 Design frequency
 VHF 145 MHz
 UHF 435 MHz
 Impedance 50 Unbalanced
 Radiation (H-plane) 360° Omnidirectional
 Radiation (E-plane)
 VHF Beamwidth at -3 dB = 39°
 UHF Beamwidth at -3 dB = 22°
 Radiation angle deg. VHF 0°. UHF -4°
 Polarization Vertical
 Gain
 VHF 3.2 dBd - 5.35 dBi
 UHF 5.8 dBd - 7.95 dBi
 Bandwidth at V.S.W.R. 2:1
 VHF 3.4 MHz
 UHF 18.6 MHz
 V.S.W.R. at res. freq.
 VHF 1.3 : 1
 UHF 1.2 : 1
 Max Power 200 Watts
 Feed System / Position Transformer DC-ground/ Base
 Connection N-Female Gold Plated

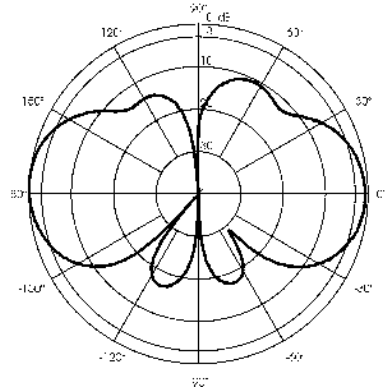
Mechanical Data

Materials Glass Fibre, Aluminium, Stainless Steel, Brass
 Wind Load / Resistance 81 N at 150 Km/h / 160 Km/h
 Wind Surface 0.07 m²
 Height (approx.) 2790 mm
 Weight (approx.) 1250 gr
 Radial length 495 mm
 Mounting Mast 35-54 mm

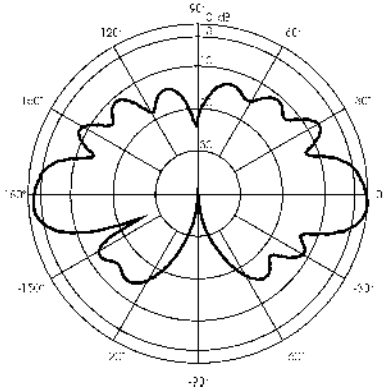
code 2106520.00

SA 270 LN is available for USA ham band (146 & 445 MHz)

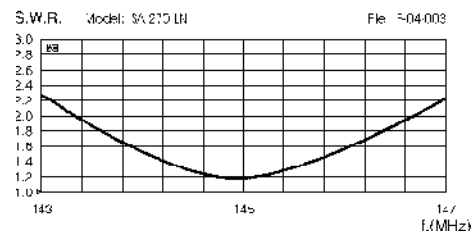
TYPICAL RADIATION PATTERN in E-plane at 145 MHz
 Fig. 04.003 Scale: linear



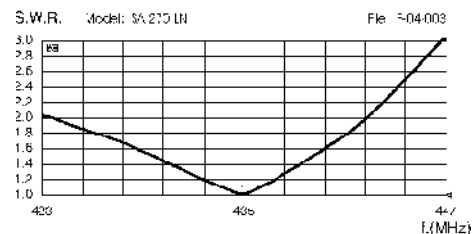
TYPICAL RADIATION PATTERN in E-plane at 435 MHz
 Fig. 04.003 Scale: linear



TYPICAL S.W.R. RESPONSE



TYPICAL S.W.R. RESPONSE



SM 62 SMA 62

Features:

- # Mobile antenna, Dual-band
- # Omnidirectional
- # 6 m band Unity-gain, 2m band Low-gain
- # SM 62 Black fiberglass conic whip
- # SMA 62 17/7 PH tapered stainless steel whip
- # 180° inclination and adjustable whip, detachable for car-washes access
- # Black chrome version available
- # Wide range of optional mounting bases available
- # Magnetic mount version available

Specifications

Electrical Data

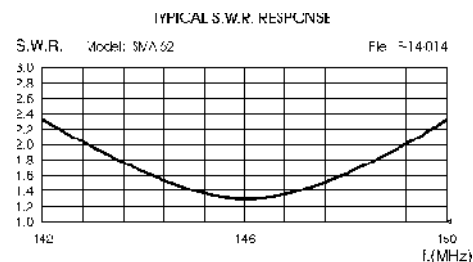
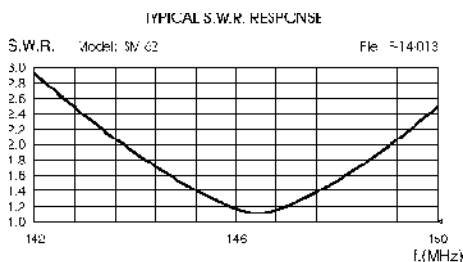
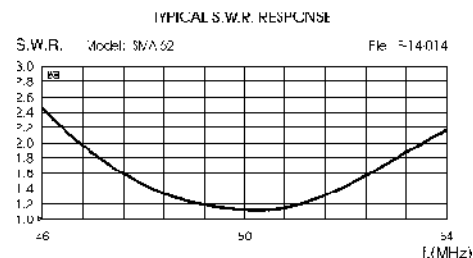
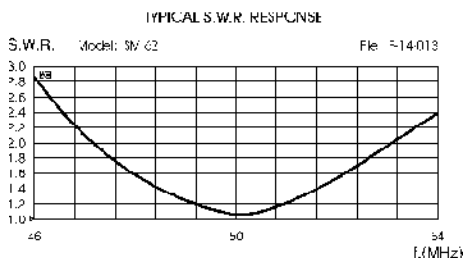
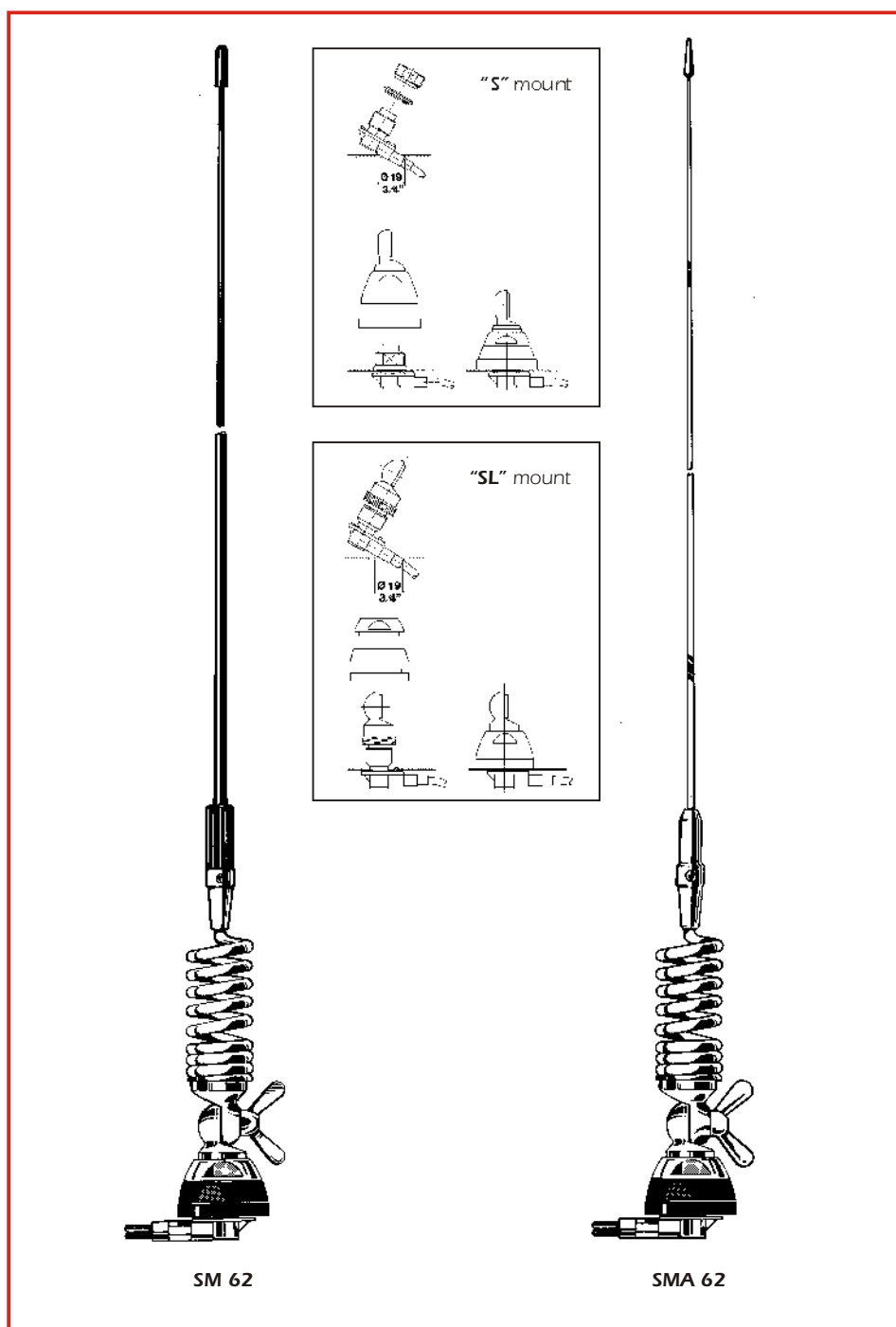
Type	
6 m band	1/4 Base Loaded
2 m band	5/8
Design frequency	
6 m band	50 MHz
2 m band	146 MHz
Impedance	50 Unbalanced
Radiation (H-plane)	360° Omnidirectional
Polarization	Vertical
Gain	
6 m band	0 dB ref. to /4 whip
2 m band	1.5 dB ref. to /4 whip
Bandwidth at V.S.W.R. 2:1	
SM 62	6 m band 6 MHz, 2 m band 5.5 MHz
SMA 62	6 m band 6.5 MHz, 2 m band 6 MHz
V.S.W.R. at res. freq.	
SM 62	1.2: 1
SMA 62	1.3: 1
Max Power	100 Watts
Feed System / Position	Transformer / Base
Standard Mount	"S"
Cable Length / Type	5 m / RG 58

Mechanical Data

Materials	
SM 62	Glass Fibre, Stainless Steel, Nylon
SMA 62	Stainless Steel 17/7 PH, Chromed Brass, Nylon
Height (approx.)	
SM 62	1290 mm
SMA 62	1390 mm
Weight (approx.)	550 gr
Mounting Hole	19 mm

code 2214424.28 SM 62 S mount
code 2214424.32 SM 62 SL mount

code 2214405.28 SMA 62 S mount
code 2214405.32 SMA 62 SL mount



SKA DB 144-432

Features:

- # Mobile antenna, Dual-band
- # Omnidirectional, Unity-gain
- # 17/7 PH stainless steel spring whip
- # 90° inclination and adjustable whip, detachable for car-washes access

Specifications

Electrical Data

Type VHF 1/4 , UHF 3/4
 Design frequency VHF 140 MHz, UHF 435 MHz
 Impedance 50 Unbalanced
 Radiation (H-plane) 360° Omnidirectional
 Polarization Vertical
 Gain 0 dB ref. to /4 whip
 Bandwidth at V.S.W.R. 2:1 VHF 10 MHz, UHF 32 MHz
 V.S.W.R. at res. freq. VHF 1.7: 1, UHF 1.2: 1
 Max Power 100 Watts
 Feed System / Position Direct / Base
 Standard Mount "SL-S"
 Cable Type / Length 5 m / RG 58

Mechanical Data

Materials Stainless Steel 17/7 PH, Chromed Brass
 Height (approx.) 505 mm
 Weight (approx.) 390 gr
 Mounting Hole 19 mm

code 2207506.34 SKA DB 144-432

SDB 270

Features:

- # Mobile antenna, Dual-band
- # Omnidirectional, Unity-gain
- # 17/7 PH stainless steel spring whip
- # 90° inclination and adjustable whip, detachable for car-washes access

Specifications

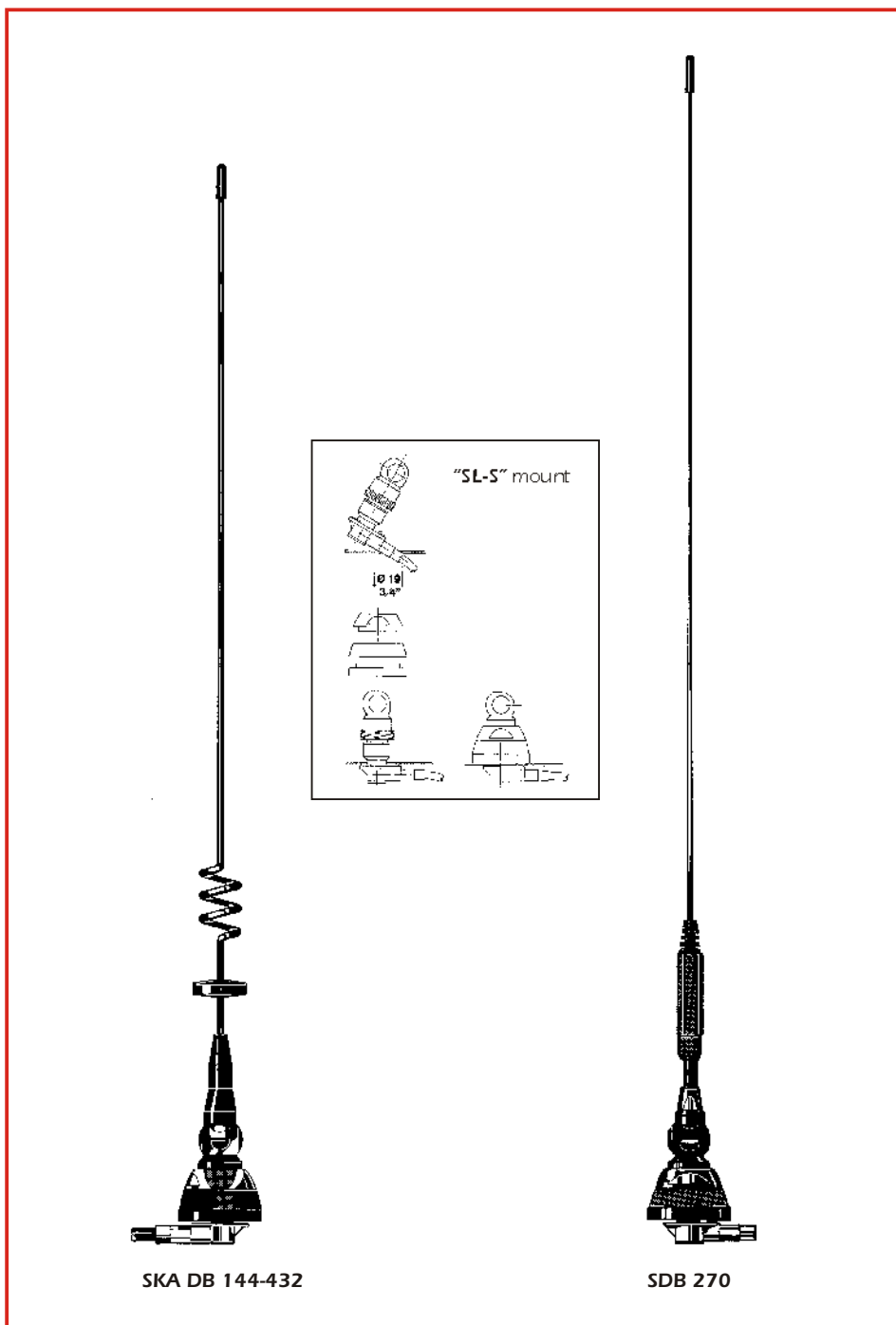
Electrical Data

Type VHF 1/4 , UHF 3/4
 Design frequency VHF 145 MHz, UHF 435 MHz
 Impedance 50 Unbalanced
 Radiation (H-plane) 360° Omnidirectional
 Polarization Vertical
 Gain 0 dB ref. to /4 whip
 Bandwidth at V.S.W.R. 2:1 VHF 17 MHz, UHF 40 MHz
 V.S.W.R. at res. freq. VHF 1.5: 1, UHF 1.2: 1
 Max Power 100 Watts
 Feed System / Position Direct / Base
 Standard Mount "SL-S"
 Cable Type / Length 5 m / RG 58

Mechanical Data

Materials Stainless Steel 17/7 PH, Chromed Brass
 Height (approx.) 535 mm
 Weight (approx.) 360 gr
 Mounting Hole 19 mm

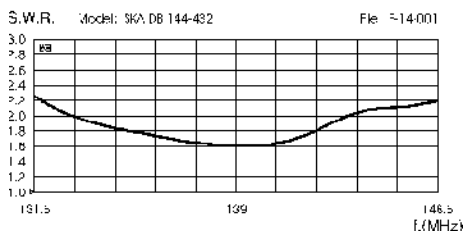
code 2209906.34 SDB 270



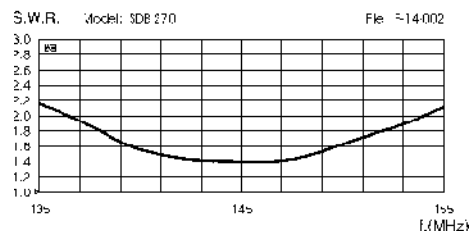
SKA DB 144-432

SDB 270

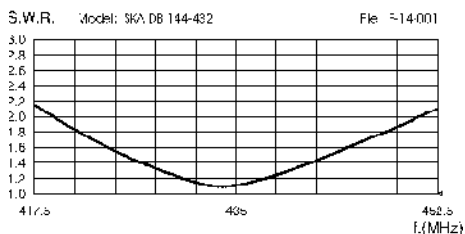
TYPICAL S.W.R. RESPONSE



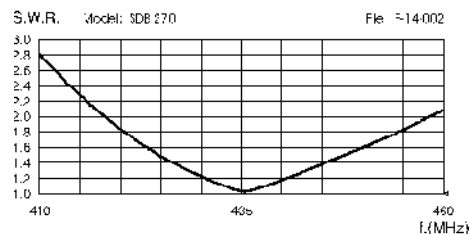
TYPICAL S.W.R. RESPONSE



TYPICAL S.W.R. RESPONSE



TYPICAL S.W.R. RESPONSE



SG-CB/VHF

Features:

- # Mobile antenna, Dual-band
- # Unity-gain, Omnidirectional
- # 17/7 PH tapered stainless steel whip
- # 90° tiltable whip and detachable for car-washes access
- # Wide range of optional mounting bases available

Specifications

Electrical Data

Type HF 1/4 Central Loaded, VHF 1/4
Design frequency HF 27 MHz, VHF 145 MHz
Impedance 50 Unbalanced
Radiation (H-plane) 360° Omnidirectional
Polarization Vertical
Gain 0 dB ref. to /4 whip
Bandwidth at V.S.W.R. 2:1 HF 1.1 MHz, VHF 12 MHz
V.S.W.R. at res. freq. 1.3: 1
Max Power HF 120 Watts, VHF 200 Watts
Feed System / Position C-match / Base
Connector Type UHF-Male

Mechanical Data

Materials ... Stainless Steel 17/7 PH, Chromed Brass, Nylon
Height (approx.) 1355 mm
Weigh (approx.) 330 gr

code 2213105.05 SG-CB/VHF

HP 2070

Features:

- # Mobile antenna, Dual-band
- # Omnidirectional
- # VHF band Unity-gain, UHF band Low-gain
- # Protection from static discharges DC-Ground
- # 17/7 PH stainless steel cylindrical whip
- # 90° tiltable whip and detachable for car-washes access
- # Wide range of optional mounting bases available

Specifications

Electrical Data

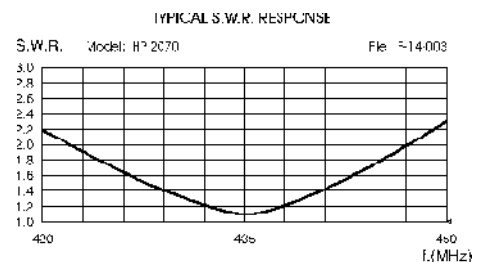
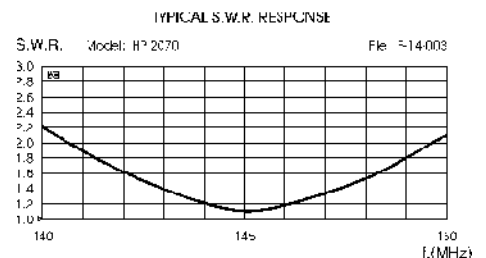
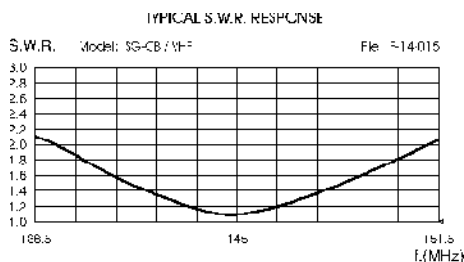
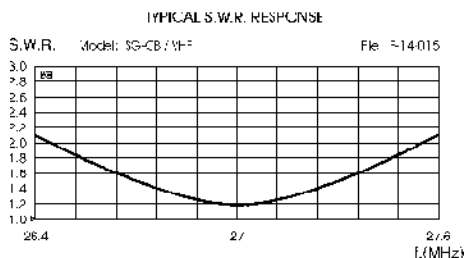
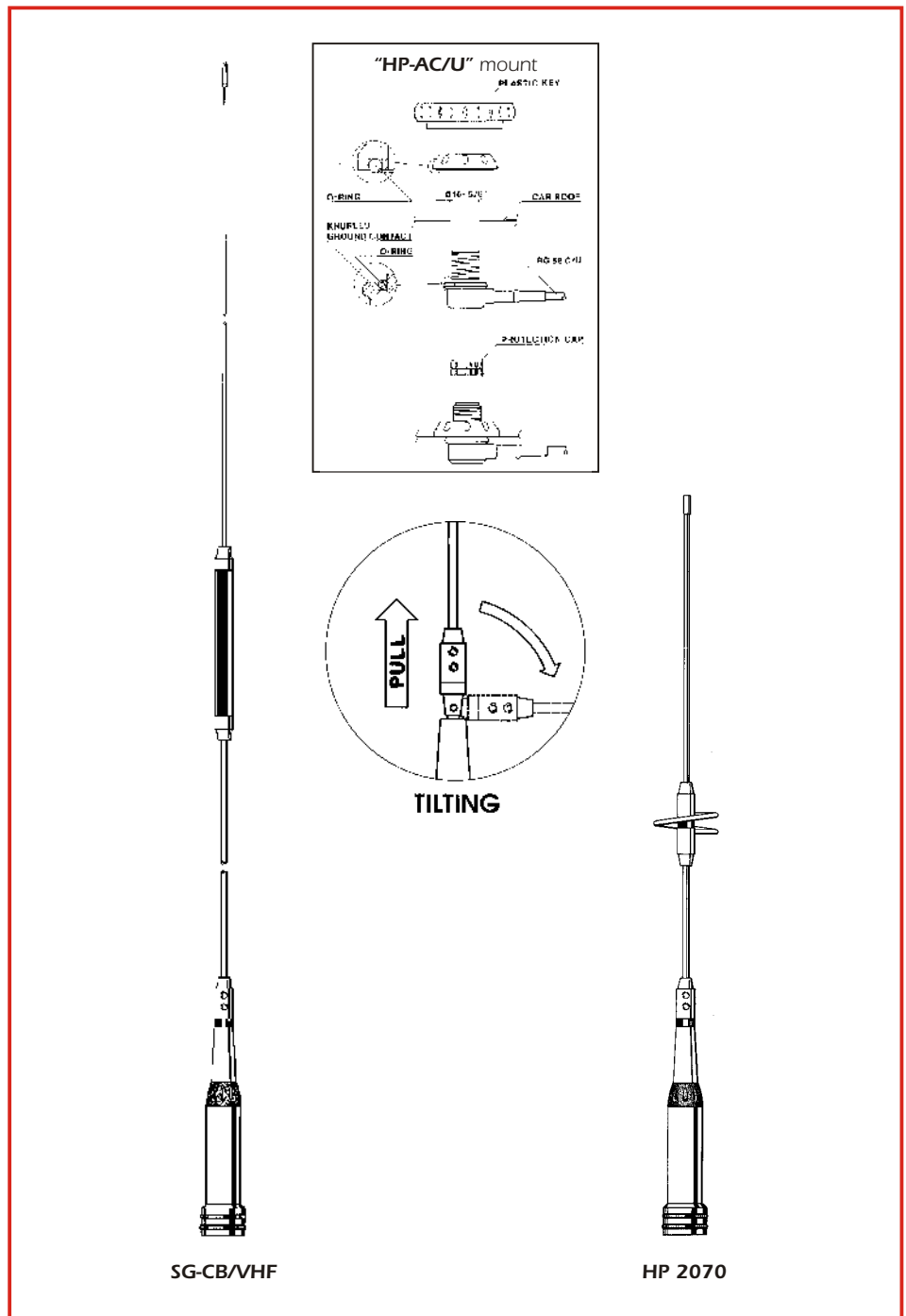
Type VHF 1/4 ; UHF 5/8
Design frequency VHF 145 MHz, UHF 435 MHz
Impedance 50 Unbalanced
Radiation (H-plane) 360° Omnidirectional
Polarization Vertical
Gain VHF 0 dB, UHF 2 dB ref. to /4 whip
Bandwidth at V.S.W.R. 2:1 VHF 10 MHz, UHF 25 MHz
V.S.W.R. at res. freq. 1.5: 1
Max Power VHF 150 Watts, UHF 100 Watts
Feed System / Position Transformer DC-Ground / Base
Connector Type UHF-Male

Mechanical Data

Materials ... Stainless Steel 17/7 PH, Chromed Brass, Nylon
Height (approx.) 445 mm
Weigh (approx.) 270 gr

code 2210305.05 HP 2070

HP 2070 is available for USA ham band (146 & 445 MHz)



HP 2070 H HP 2070 R

Features:

- # Mobile antenna, Dual-band
- # Omnidirectional
- # VHF band Low-gain, UHF band High-gain
- # Protection from static discharges
DC-Ground
- # 17/7 PH stainless steel cylindrical whip
- # 90° tiltable whip and detachable for
car-washes access
- # Wide range of optional mounting bases
available

Specifications

Electrical Data

Type VHF 1/2 ; UHF 2x5/8 Colinear
Design frequency VHF 145 MHz, UHF 435 MHz
Impedance 50 Unbalanced
Radiation (H-plane) 360° Omnidirectional
Polarization Vertical
Gain
HP 2070 H VHF 0.7 dB, UHF 4.4 dB ref. to /4 whip
HP 2070 R VHF 0.6 dB, UHF 4.6 dB ref. to /4 whip
Bandwidth at V.S.W.R. 2:1
HP 2070 H VHF 6.8 MHz, UHF 12.3 MHz
HP 2070 R VHF 6.8 MHz, UHF 11.2 MHz
V.S.W.R. at res. freq. 1.2: 1
Max Power VHF 150 Watts, UHF 100 Watts
Feed System / Position Transformer DC-Ground / Base
Connector Type UHF-Male

Mechanical Data

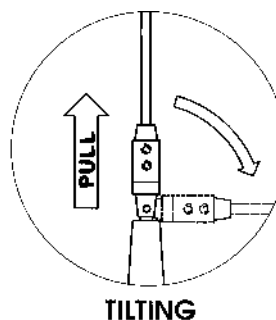
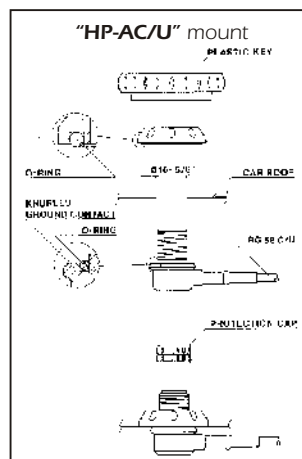
Materials .. Stainless Steel 17/7 PH, Chromed Brass, Nylon
Height (approx.)
HP 2070 H 1080 mm
HP 2070 R 995 mm
Weight (approx.)
HP 2070 H 330 gr
HP 2070 R 300 gr

code 2210405.05 HP 2070 H
code 2210705.05 HP 2070 R

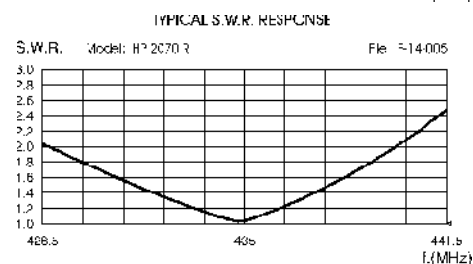
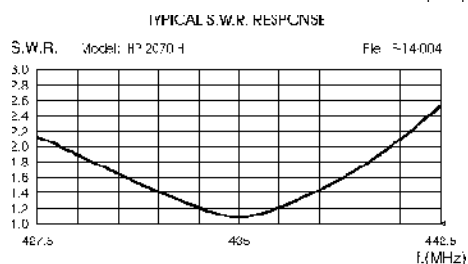
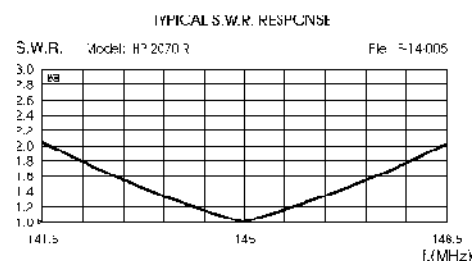
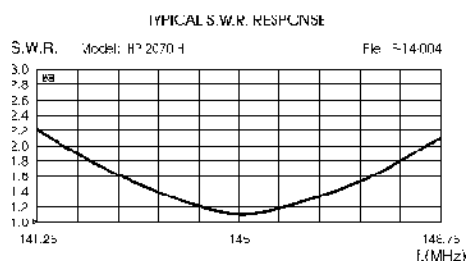
Both models available for USA ham band
(146 & 445 MHz)



HP 2070 H



HP 2070 R





"S" Mount Type

Frequency Range: from DC to 300 MHz

Overall Size: 42 mm

Mounting Hole: 19 mm

"S" Chrome 2501002.01

"S" Black 2501002.02



"SL" Mount Type

Frequency Range: from DC to 500 MHz

Overall Size: 39 mm

Mounting Hole: 19 mm

"SL" Chrome 2501102.01

"SL" Black 2501102.02



"SL-S" Mount Type

Frequency Range: from DC to 500 MHz

Overall Size: 39 mm

Mounting Hole: 19 mm

"SL-S" Black 2501102.04



"ML" Mount Type

Frequency Range: from DC to 1000 MHz

Overall Size: 30 mm

Mounting Hole: 14 or 18 mm

"ML" 2501202.06



"ABN" Trunk Mount

Fixing Hole: 16 mm

Material: Painted Steel

ABN Black 2504105.00



"TRUNK TOP 2" Mount

DV/PL Chrome 2504406.12

DV/PL Black 2504407.13

PL-3/8 Chrome 2504406.14

PL-3/8 Black 2504407.14



"KF" Gutter Mount

Fixing Hole: 16 mm

Material: Painted Zinc

KF Black 2504205.00

KF Black 3/8 + PL + Cable 2504205.03



"Screw & Bolt"

Materials: Brass and Zinc, Chrome plated

Chrome 2506206.00

Black 2506207.00




"Wing Bolt"

Materials: Brass, Chrome plated

Chrome 2506306.00

Black 2506307.00



"Safety Set"

Materials: Brass and Zinc, Chrome plated

Chrome 2506506.00

Black 2506507.00



"FT-2" Fixing Bracket

Top Size: 38 mm for antenna fitting

Bottom Size: 45/50 mm for fitting on the mast

Weight (approx.): 1100 gr

Material: Galvanized Steel

FT-2 Universal 2510004.00



"FT-3" Fixing Bracket

Top Size: 30 mm for antenna fitting

Bottom Size: 35/54 mm for fitting on the mast

Weight (approx.): 350 gr

Material: Anodized aluminium, Stainless steel

FT-3 2511301.00



"M-1" Marine Bracket

Dimension L x W x H : 38 x 64 x 98 mm

Weight (approx.): 120 gr

Material: Stainless Steel

M-1 Marine Bracket 2503503.00



"M-3" Marine Mount

Connection: standard 1"x14 threads

Dimension L x W x H : 60 x 95 x 130 mm

Weight (approx.): 860 gr

Materials: Chromed Brass, Stainless steel hardware

M-3 OT Marine Mount 2503606.00



"M-8" Marine Mount

Connection: standard 1"x14 threads

Dimension L x W x H : 70 x 105 x 130 mm

Weight (approx.): 250 gr

Materials: Nylon, Stainless steel hardware

M-8 NY Marine Mount 2503301.00



"M-10" Marine Mount

Connection: standard 1"x14 threads

Fixing diameter: 1"

Weight (approx.): 600 gr

Materials: Chromed Brass, Stainless steel hardware

M-10 OT Marine Mount 2503406.00

Photo: MAG H 12 PL (with PL-female connection)



"MAG H 12" Magnet Mount

MAG H 12 PL	2502502.05
MAG H 12 S	2502502.01
MAG H 12 S Black	2502502.02
MAG H 12 3/8	2502502.03

Photo: MAG 125 S
(with DV-joint connection)



"MAG 125" Magnet Mount

MAG 125 PL	2502602.05
MAG 125 S	2502602.01
MAG 125 S Black	2502602.02
MAG 125 3/8	2502602.03

Photo: MAG 145 3/8
(with DV-joint connection)



"MAG 145" Magnet Mount

MAG 145 PL	2502702.05
MAG 145 S	2502702.01
MAG 145 S Black	2502702.02
MAG 145 3/8	2502702.03

Photo: MAG 160 S (with DV-joint connection)



"MAG 160" Magnet Mount

MAG 160 PL	2502802.05
MAG 160 S	2502802.01
MAG 160 S Black	2502802.02
MAG 160 3/8	2502802.03



"HP MAG H 12 PL" Magnet Mount

Frequency Range: from DC to 500 MHz
Materials: Nylon, Chromed brass, Teflon insulator,
Goldplated pin, 3.6m RG58C/U MILC17
HP MAG H 12 PL 2511802.05



"HP MAG 125 PL" Magnet Mount

Frequency Range: from DC to 500 MHz
Materials: Nylon, Chromed brass, Teflon insulator,
Goldplated pin, 3.6m RG58C/U MILC17
HP MAG 125 PL 2511202.05



"HP-AC/U" Angular Connector

Frequency Range: from DC to 500 MHz
Materials: Brass nichel plated, Teflon insulator,
Gold plated pin, 5m RG58 C/U MIL C17
HP-AC/U + Cable 2510805.00



"Antennas Display"

Materials: Painted Zinc with rubber gasket
Fixing Hole: 8 x 12.5 mm
DISPLAY 2508008.00



Wall Antennas' Dispenser

Dimension L x H : 140 x 190 mm
Materials: Aluminium, Painted steel
Wall antennas' dispenser 32.0002



SMA-male

Crimp type for RG 58, CO 100 30.SMA001.00
Crimp type for RG 174, RG 316 30.SMA002.00



SMA-female

Crimp type for RG 58, CO 100 30.SMA003.00
Crimp type for RG 174, RG 316 30.SMA004.00



BNC-male

Crimp type for RG 58, CO 100 30.BNC001.00



TNC-male

Crimp type for RG 58, CO 100 30.TNC001.00



N-male

Crimp type for RG 58, CO 100 30.N001.00



N-female

Crimp type for RG 58, CO 100 30.N002.00



FME-male

Crimp type for RG 58, CO 100 30.FME001.00
Crimp type for RG 174, RG 316 30.FME005.00



FME-female

Crimp type for RG 58, CO 100 30.FME002.00
Crimp type for RG 174, RG 316 30.FME003.00



**FME-m / UHF-m
adaptor**

Code 30.AD002.00



**FME-m / Mini UHF-m
adaptor**

Code 30.AD004.00



**FME-m / BNC-m
adaptor**

Code 30.AD005.00



**FME-m / N-m
adaptor**

Code 30.AD006.00

COAXIAL CABLES Data

Type	Impedance	External diameter	Color
RG 58 C/U	50	4.95 mm	Black
CO 100	50	4.95 mm	White
RG 174	50	2.8 mm	Black
RG 316/U	50	2.5 mm	Brown

Attenuation dB for 100 m

Freq. Cable	25 MHz	50 MHz	100 MHz	200 MHz	300 MHz	400 MHz	500 MHz	800 MHz	1 GHz	1.6 GHz	1.8 GHz	2.0 GHz	2.2 GHz	2.4 GHz	2.5 GHz	3.0 GHz
RG 58 C/U	7	10	15	21	26	30	34	44	50	66	70	76	78	86	87	98
CO 100	5	7	10	14	17	20	23	29	33	42	45	48	50	53	54	60
RG 174	13	18	27	39	48	56	64	84	95	124	133	141	150	159	162	184
RG 316/U	12	17	26	38	47	55	62	80	91	118	126	134	141	149	152	169